



District Report Card: 2017


State: Kerala	District: Kottayam
Class: 3	Subject: Language
Schools: 61	Students: 1161


Participation/Coverage


Students

 GENDER	Boys		Girls	
	Number	%	Number	%
	551	47.46	610	52.54

 AREA	Rural		Urban	
	Number	%	Number	%
	929	80.02	232	19.98

 CATEGORY	SC		ST		OBC		GEN	
	Number	%	Number	%	Number	%	Number	%
	142	12.23	20	1.72	598	51.51	401	34.54

 CWSN	LD	VI	HI	S&LD	ID	Oth
	6	3	0	4	10	5

 Management	Government		Government-aided	
	Number	%	Number	%
	202	17.40	959	82.60

Average Performance of Students in Language (%)

Overall	Gender		Area		Management		Social Group			
	Male	Female	Rural	Urban	Govt.	Aided	SC	ST	OBC	GEN
71.99	71.23	72.68	71.74	72.99	68.28	72.77	68.83	64.33	71.42	74.35

Performance on Learning Outcomes (LOs)

Learning Outcomes	Description	Average Performance(%)
L304	Reads small texts with comprehension i.e., identifies main ideas, details, sequence and draws conclusions	71.02
L312	Reads printed scripts on the classroom walls: poems, posters, charts etc.	73.94

Range of Performance of Students who Answered Correctly							
Below 30%		30% - 50%		50% - 75%		Above 75%	
Number	%	Number	%	Number	%	Number	%
41	3.53	126	10.85	454	39.10	540	46.51

Lowest Performing Learning Outcomes (LOs)

- 1 - Reads small texts with comprehension i.e., identifies main ideas, details, sequence and draws conclusions (71.02)
- 2 - Reads printed scripts on the classroom walls: poems, posters, charts etc. (73.94)